



# AREA LIGHTING SYSTEMS



REMOTE AREA  
LIGHTING SYSTEM

# Peli Area Lighting Systems are the ultimate maintenance-free portable lighting solution.

With a strong focus on the design of a product which is both economical and environmentally sustainable, Peli's award winning range has been internationally recognised; chosen by some of the world's most renowned organisations as their preferred method of emergency or remote location lighting. Reliability is assured through the use of the highest specification components, including the latest LED technology.

Instant, silent illumination is on hand whenever it is required, with a wide choice of rechargeable models. Manual handling is significantly reduced, and each complete system can be set up by unskilled labour within seconds. No need for fuel or cumbersome, expensive generators, which also means a reduction in costs to both your company and the environment.



**NEW TO THE  
9430B**

12V auxiliary outlet allows the user to power laptops, mobile phones etc.



## 9430

## 9435

### Peli™ 9430B

Light source  
Beam Spread  
Batteries  
Charge Time  
Tested Lumen Value  
Duration  
Dimensions  
Extended Height  
Weight  
Available Colours

6 x High intensity LEDs  
90°  
12V Rechargeable, Sealed Gel Lead Acid  
6 hrs.  
Per head: 2000 (High)  
1000 (Economy)  
15 hrs. (Economy)  
8 hrs. (High)  
40 x 20 x 23 cm  
82 cm  
9.8 kg  
□ ■



### Peli™ 9435

Light source  
Beam Spread  
Batteries  
Charge Time  
Tested Lumen Value  
Duration  
Dimensions  
Extended Height  
Weight  
Available Colours  
Approvals

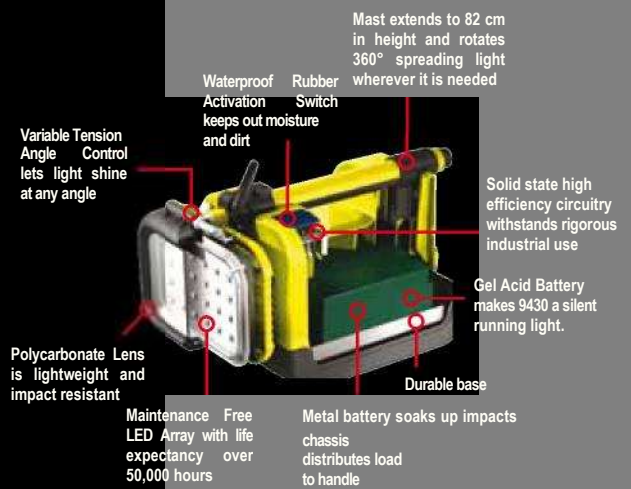
18 x High intensity 1 Watt LEDs  
90°  
NiMH  
8 hrs.  
Per head: 1500 (High)  
750 (Economy)  
10 hrs. (Economy)  
5 hrs. (High)  
40 x 20 x 23 cm  
82 cm  
7.98 kg  
■  
Ex II 3 G Ex ic IIC T4





## SAFETY BENEFITS

- Silent operation
- Instant, bright, white light
- No fumes, no fuel
- Fully operational in seconds
- No trip hazard: no trailing cables
- Low battery warning system
- No breakable glass components
- Lightweight, manual handling reduced



180° pivoting head



360° rotating head



Maximum Lightspread Configuration

# 9430IR 9430SL

### Peli™ 9430 INFRARED

Light source	24 x IR LEDs
Wavelength	940nm
Beam Spread	Provides illumination over 200m
Batteries	12V Rechargeable, Sealed, Gel Lead acid
Charge Time	5 hrs.
Duration	15 hrs. (Economy) 8 hrs. (High)
Dimensions	40 x 20 x 23 cm
Extended Height	82 cm
Weight	9.8 kg
Available Colours	■



### Peli™ 9430 SPOTLIGHT

Light source	24 x High intensity LEDs
Beam Spread	10°
Batteries	12V Rechargeable, Sealed, Gel Lead acid
Charge Time	6 hrs.
Tested Lumen Value	Per head: 2000 (High) 1000 (Economy)
Duration	15 hrs. (Economy) 8 hrs. (High)
Dimensions	40 x 20 x 23 cm
Extended Height	82 cm
Weight	9.8 kg
Available Colours	□



# 9440




## Peli™ 9440

Light source  
Beam Spread  
Batteries  
Charge Time  
Tested Lumen Value  
Duration  
Dimensions  
Extended Height  
Weight  
Available Colours

10 x High intensity LEDs  
120°  
12V Rechargeable NiMh  
8 hrs.  
2400 (High) 1200 (Economy)  
6 hrs. (Economy) 3 hrs. (High)  
20 x 95 cm (closed)  
215 cm  
7.3 kg

Maximum  
Lightspread  
Configuration



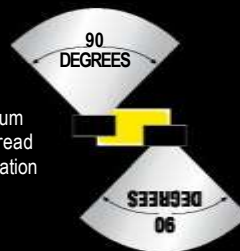
# 9460



## Peli™ 9460

Light source	48 x High intensity LEDs
Beam Spread	90° per head
Batteries	12V Rechargeable, Sealed, Gel Lead Acid
Charge Time	9 hrs.
Tested Lumen Value	Per head: 2000 (High) 1000 (Economy)
Watts	24 per head
Duration	14 hrs. (Economy) 7 hrs. (High)
Dimensions	55.9 x 35.1 x 22.9 cm
Extended Height	200 cm

23 kg  
□ ■



Maximum  
Lightspread  
Configuration



# 9470



## Peli™ 9470

Light source	96 x High intensity LEDs
Beam Spread	90° per head
Batteries	12V Rechargeable, Sealed, Gel Lead Acid
Charge Time	8 hrs.
Tested Lumen Value	Per head: 2000 (High) 1000 (Economy)
Watts	24 per head
Duration	14 hrs. (Economy) 7 hrs. (High)
Dimensions	62.7 x 49.7 x 30.3 cm
Extended Height	205 cm
Weight	40 kg
Available Colours	<input type="checkbox"/> <input checked="" type="checkbox"/>

Maximum  
Lightspread  
Configuration



# 9410



## Peli™ 9410

Light source	4 x LEDs
Beam Distance	Over 400 metres (High Setting)
Batteries	4D NiMH
Charge Time	5 hrs.
Tested Lumen Value	710 (High) 300 (Economy)
Duration	4.75 hrs. (Economy) 1.5 hrs. (High)
Dimensions	22.2 cm length

1.4 kg  
□ ■



# Accessories

Vehicle Charger



LED light head with extension pole, (in Yellow or Black)



Tripod (Head not Included)



**BiTEA**<sup>®</sup>  
Public Safety

